

Report *to the* Board of Regents

Dr. Guy Bailey, *President*

2010





Introduction

- HB 51 offered two remarkable opportunities designed to help Emerging Research Universities (ERUs) move to national research university status.
- The first was the Texas Research Incentive Fund (TRIP), which provided state matching dollars for private gifts that supported research. Thanks to the efforts of our Chancellor and University Advancement, we led all ERUs in TRIP funding.
- The second opportunity was the National Research University Fund (NRUF). NRUF is a permanent, dedicated endowment (currently \$500 million) designed to help “enable emerging research universities... achieve prominence as major research universities.”
- Like TRIP, NRUF is competitive. ERUs compete against one another in reaching certain benchmarks that then permit them access to a portion of the payout on the NRUF endowment.
- Participation in NRUF is not the final goal, however. It is one step on the way to achieving Association of American Universities status.



NRUF Update for FY10: Some Caveats

- Institutions must meet NRUF criteria for two consecutive fiscal years before the beginning of a biennium. For Texas Tech, this means FY10 (which ended August 31, 2010) and FY11 (which will end August 31, 2111).
- Criteria 3d, 3e, and 3f in the table below have not received final approval. We do not expect final approval before January 27, 2011.
- Some criteria (e.g. high quality faculty) are still under discussion.
- The data presented below is for FY10 and is what we have reported to THECB. It has not yet been certified.



Progress on NRUF in FY10

**To be finalized by the Texas Coordinating Board*

Criteria	Progress
<p>1) Must be designated an emerging research university by the THECB</p> <p>2) Must have \$45 million in restricted research</p> <p>3) Must meet 4 of 6 additional criteria:</p> <p style="padding-left: 20px;">A. Endowment of \$400 million</p> <p style="padding-left: 20px;">B. Membership in Phi Beta Kappa, Phi Kappa Phi, or ARL.</p> <p style="padding-left: 20px;">C. Grant 200 Ph.D.'s</p> <p style="padding-left: 20px;">D. High quality faculty*</p> <ul style="list-style-type: none"> • 5 National Academy Members or 7 Faculty awards • Comprehensive review of 5 doctoral programs 	<p>✓ THECB has designated us as an emerging research university</p> <p>✓ We reported \$51,039,798</p> <p>✓ Endowment stands at \$434 million</p> <p>✓ We are members of all three</p> <p>✓ We granted 214</p> <p>--- We currently have 1 National Academy Member and 7 Faculty Awards (<i>awaiting final awards list</i>)</p> <p>--- <i>Awaiting final criteria</i></p>

Continued...



Progress on NRUF in FY10 *(continued)*

**To be finalized by the Texas Coordinating Board*

Criteria	Progress
<p>E. High quality of freshman class*</p> <ul style="list-style-type: none"> • 75th percentile of SAT at 1210 <i>or</i> 75th percentile of ACT at 26 • 50% of entering freshmen in top 25% • Freshman class must show progress towards closing the gaps (e.g., Federal TRiO Program) <p>F. High quality of graduate programs* – Number of graduate programs greater than 50 and three of the following:</p> <ul style="list-style-type: none"> • Comprehensive review of graduate financial support • GRE scores for 5 Ph.D. programs \geq national mean • Masters graduation rate \geq 56%; doctoral rate \geq 58% • Median time to doctorate is 8 years or less 	<ul style="list-style-type: none"> ✓ We were at 26 for ACT (1190 with SAT) ✓ We were at 51.96% --- We have Upward Bound <i>(awaiting final criteria)</i> ✓ We have 167 graduate programs --- Must be equal to AAU institutions ✓ We have this ✓ We were at 71% & 60.2% ✓ Our median time was 8 years



Figure 1. Change in Restricted Research Expenditures at Texas Tech University, FY06-FY10

(Source: Texas Higher Education Coordinating Board)

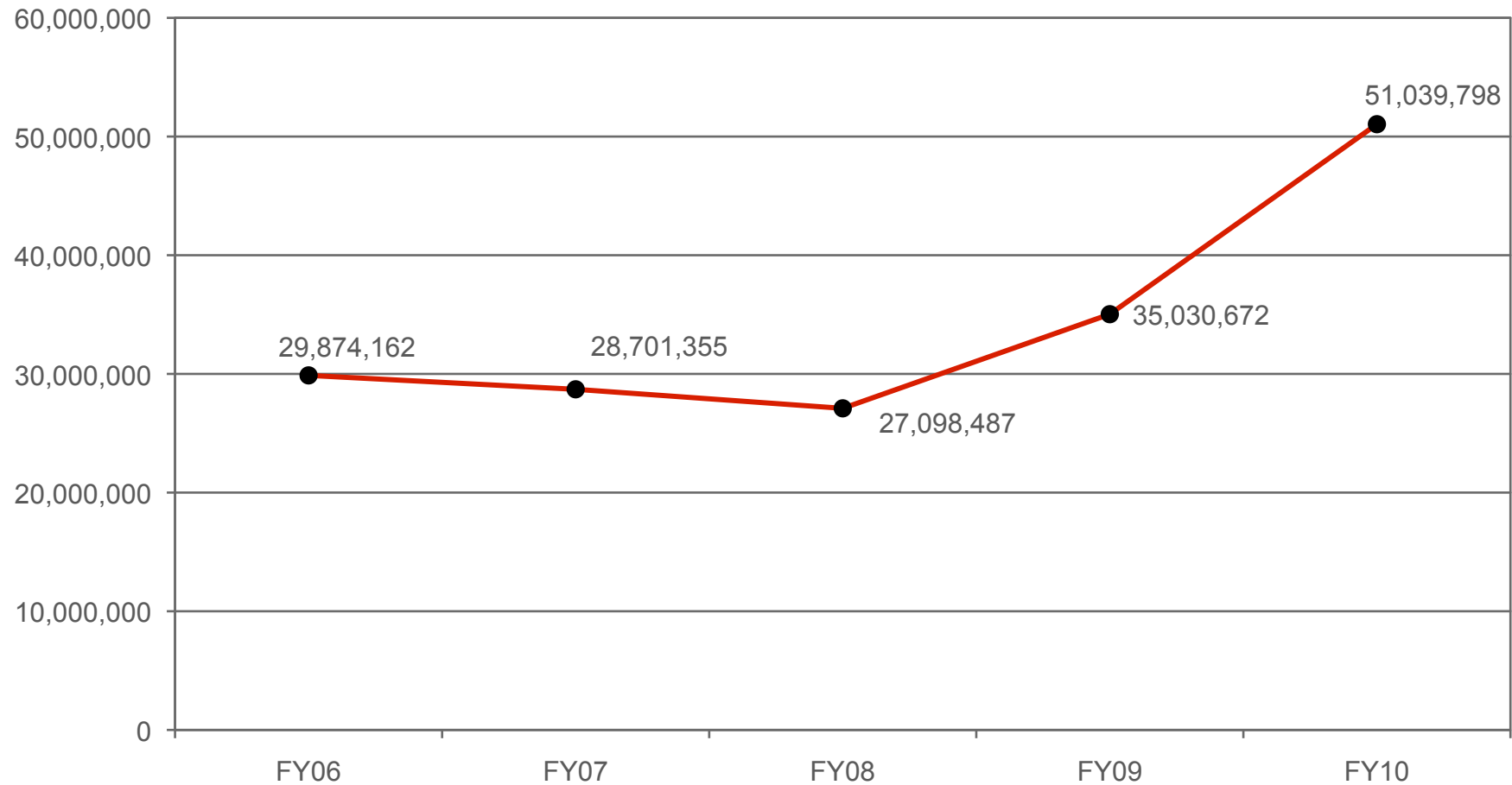




Figure 2. Restricted Research Expenditures at Emerging Research Universities, FY10

(Source: Texas Higher Education Coordinating Board, 11/18/2010)

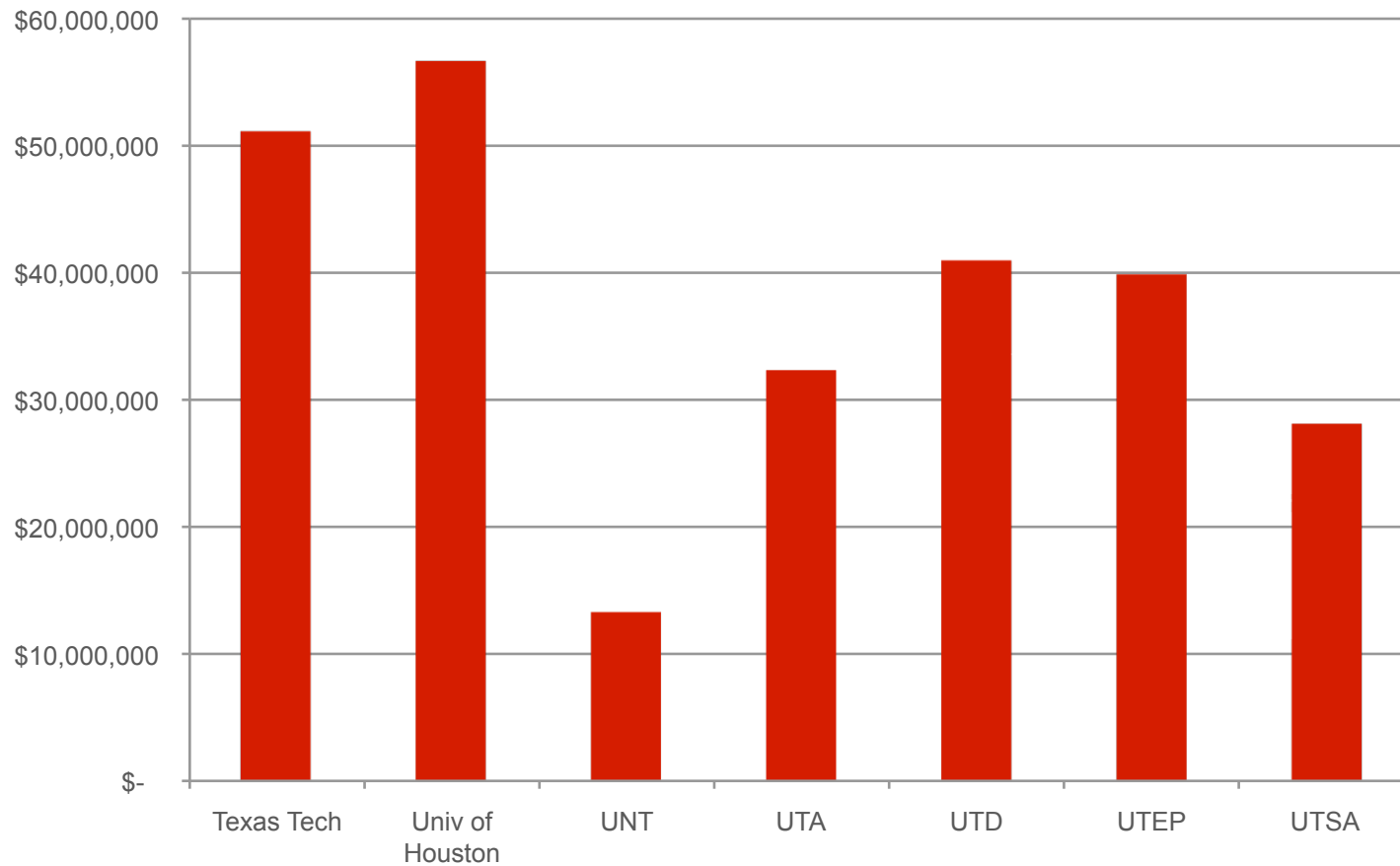




Figure 3. Three-Year Comparison of Restricted Research Expenditures at Seven Emerging Research Universities (Source: Texas Higher Education Coordinating Board)

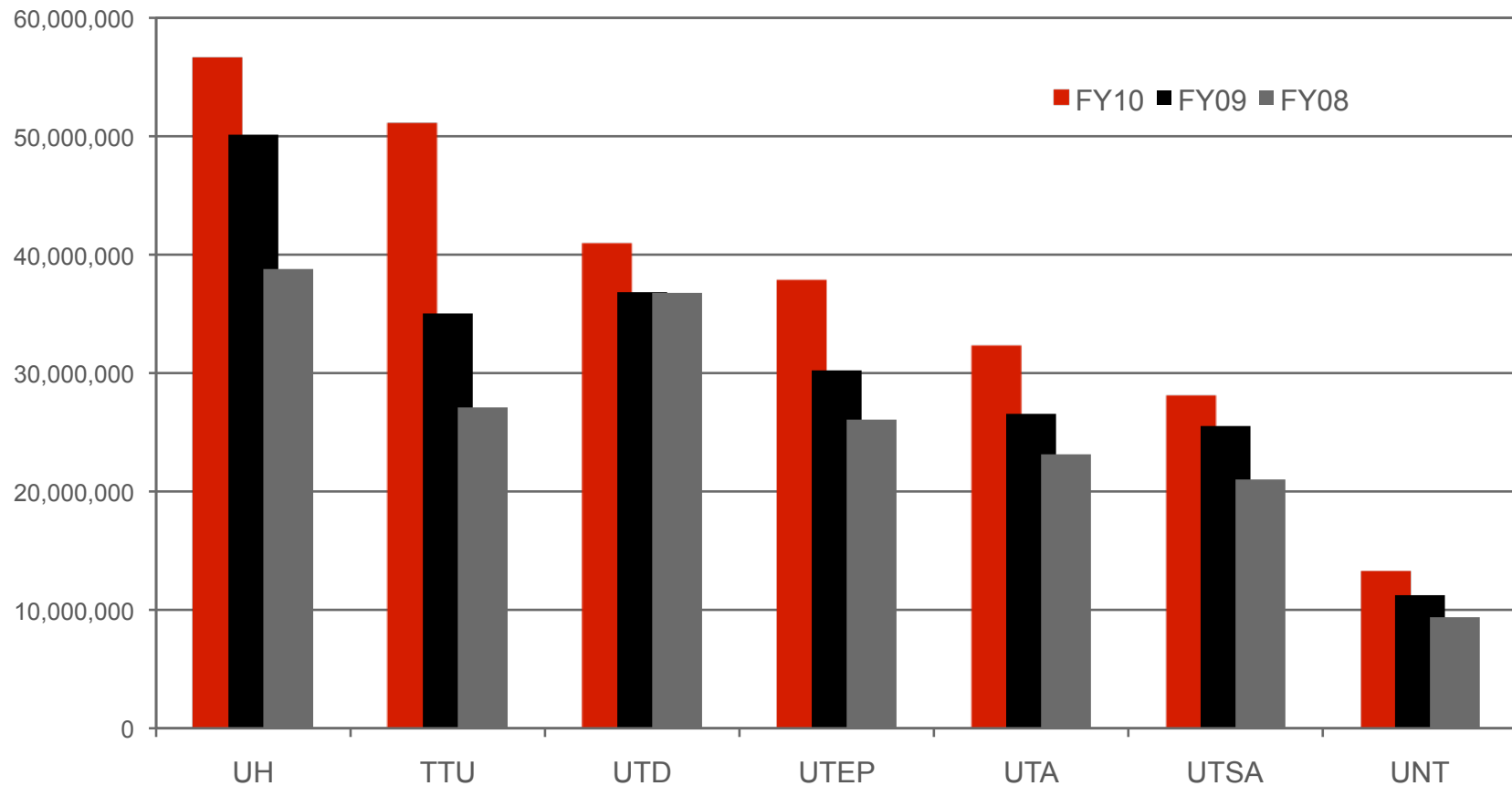




Figure 4. Change in Total Research Expenditures at Texas Tech University, FY06-FY10

(Source: THECB and TTU Office of Sponsored Research)

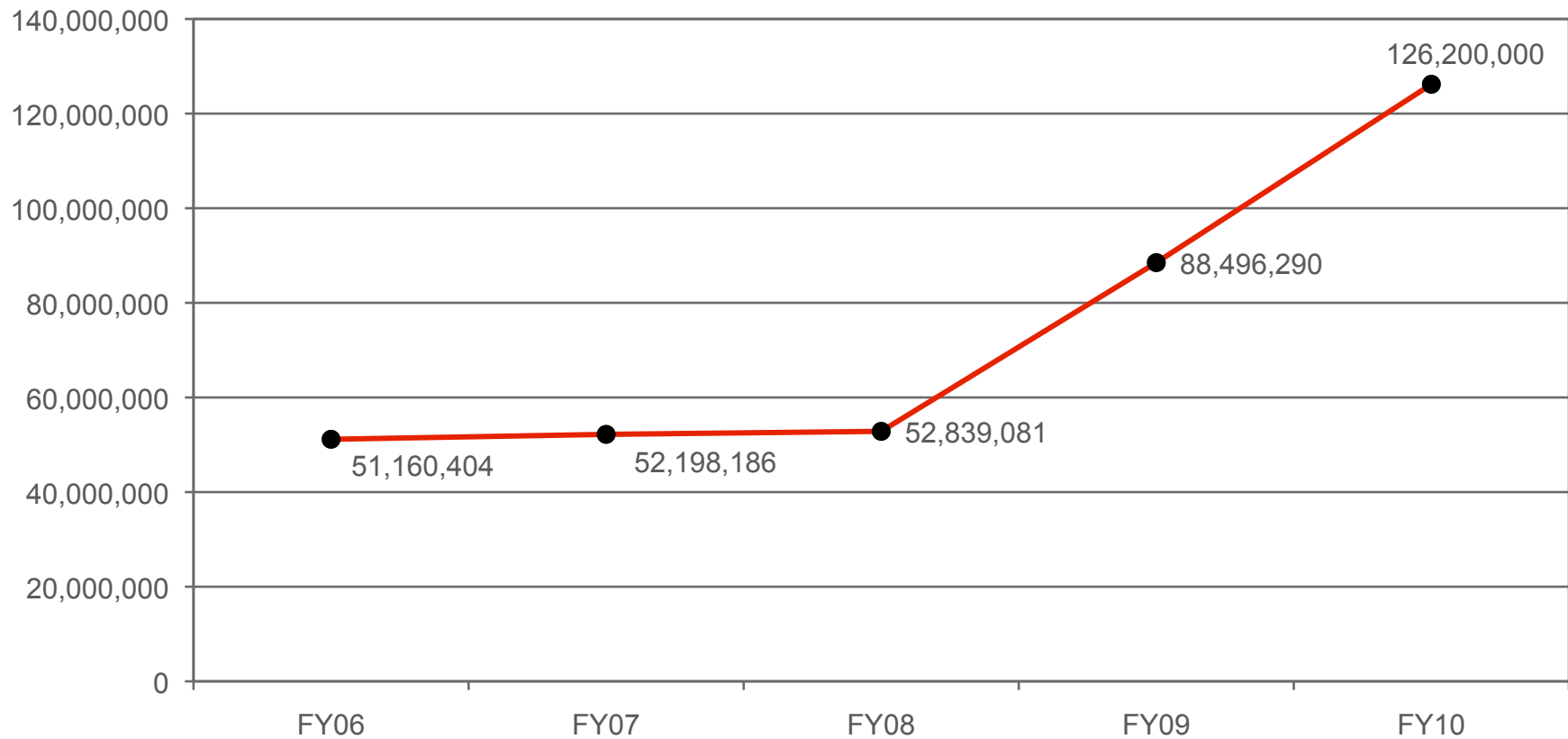




Figure 5. Three-Year Comparison of Total Research Expenditures at Emerging Research Universities in Texas (Source: Texas Higher Education Coordinating Board)

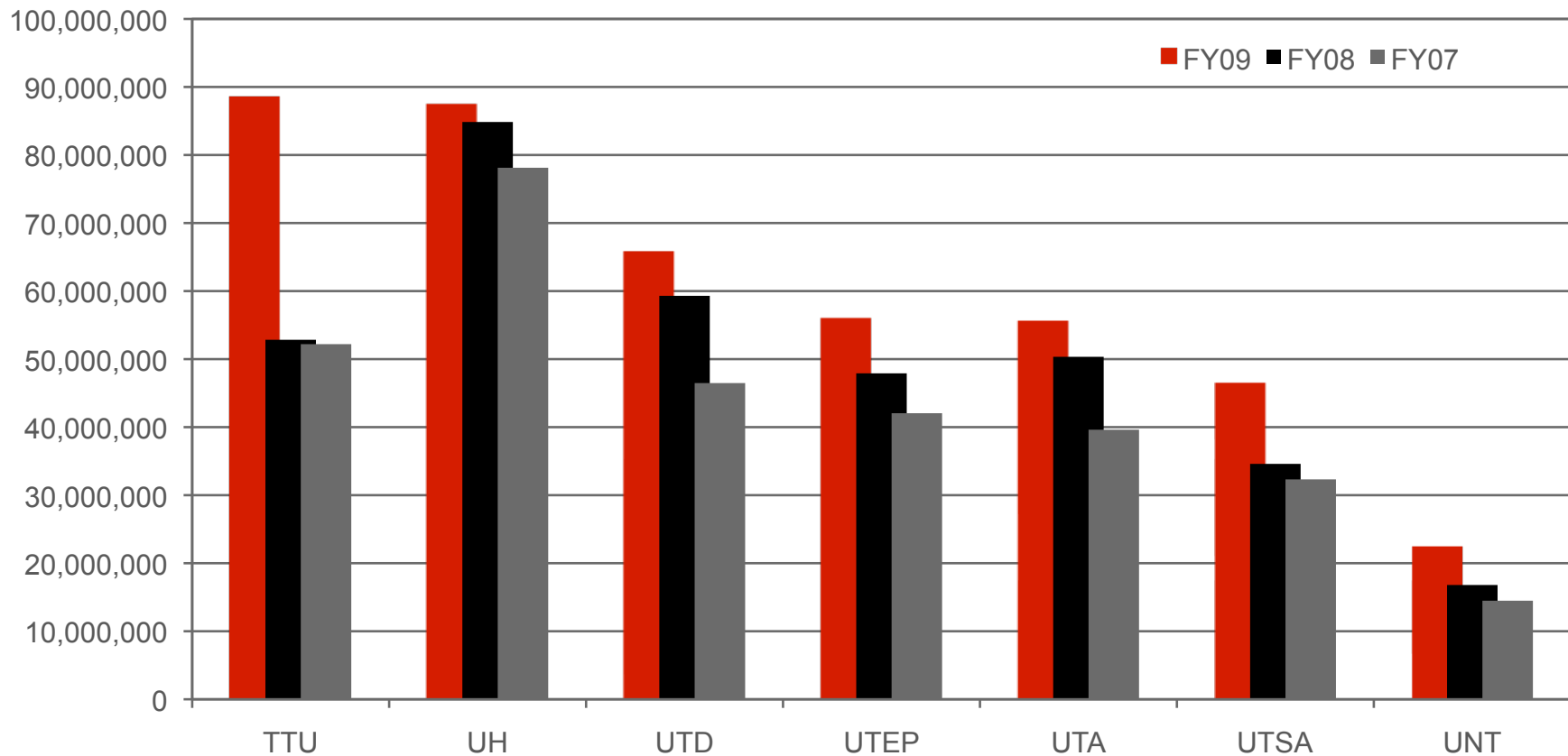
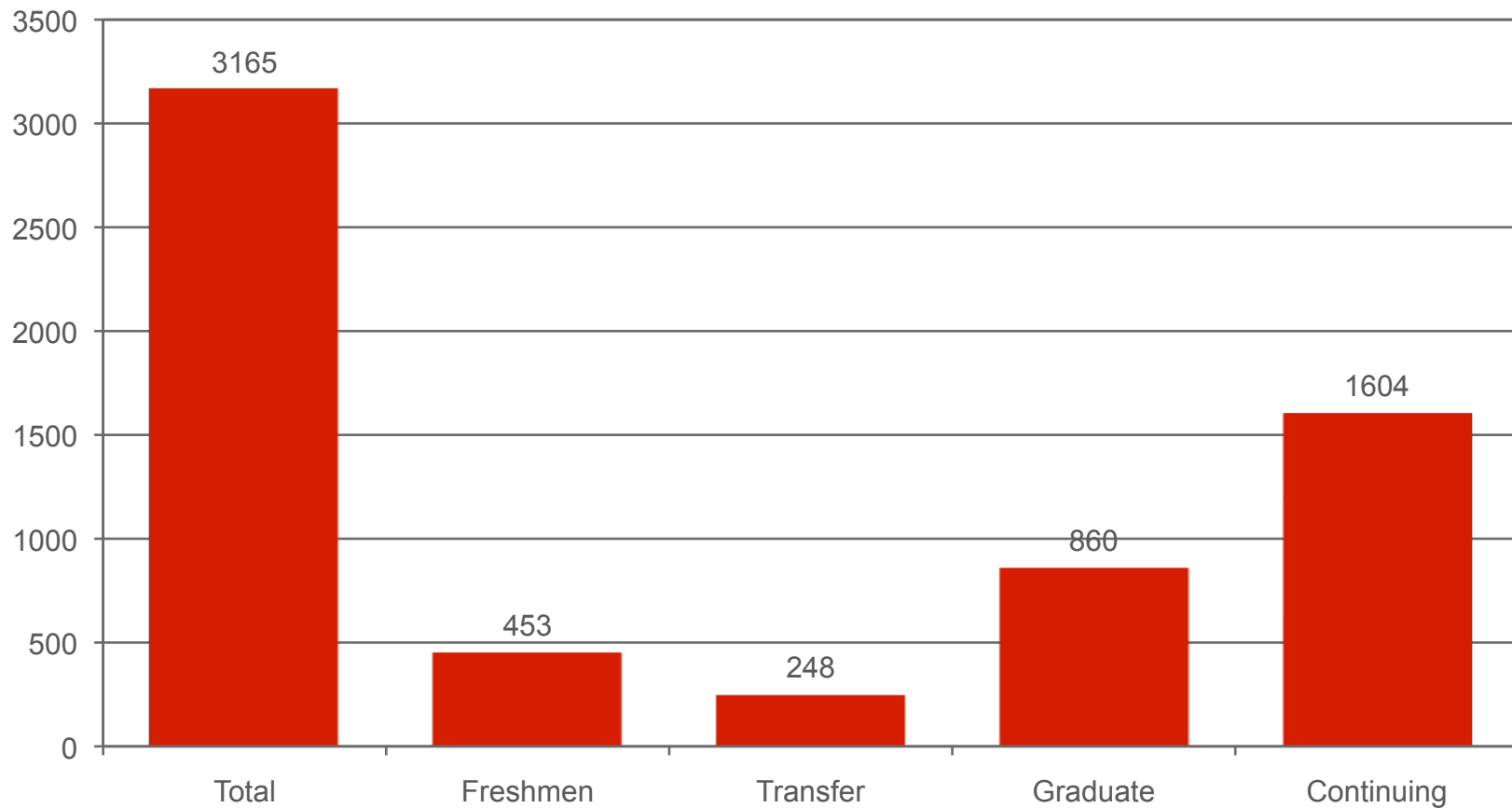





Figure 6. Sources of Enrollment Growth at Texas Tech University, F08-F10

(Source: Texas Tech University Factbook)





TEXAS TECH

U N I V E R S I T Y .[®]

From here, it's possible.